

Pearson Edexcel International GCSE

Monday 2 – Friday 6 June 2025

Time 3 hours

Paper
reference

4IT1/02

Information and Communication Technology (ICT) PAPER 2: Practical Paper

You must have:

Data files: EVIDENCE, CRUISES, WEB PAGE, CRUISE PAYMENTS, FACT SHEET
INFORMATION and IMAGES folder

Instructions

- Answer **all** questions.
- You must not use the internet during the examination.
- Save your work into your examination folder.

Information

- There are **two** sections in this paper, with a total of 100 marks.
- The marks for **each** task are shown in brackets
– *use this as a guide as to how much time to spend on each task.*

Advice

- Read through the instructions on page 2.
- Attempt **ALL** tasks.

Turn over ►

P78644A

©2025 Pearson Education Ltd.
Y:1/1/1/1/1



Pearson

Instructions to candidates

This paper consists of two sections. Each section contains several tasks.

Work through the tasks in order.

This table shows the major software used, the marks available and the data files needed for each section.

Section		Marks	Data files needed
A	Graphics, database, web authoring	50	EVIDENCE, CRUISES, WEB PAGE, IMAGES folder
B	Spreadsheet, word processing	50	EVIDENCE, CRUISE PAYMENTS, FACT SHEET INFORMATION, IMAGES folder
Total marks		100	

For each task, you may also need to use other software.



Scenario

Kimora owns *Cruises*. The company offers cruises around the world.

These are the company's contact details.

Address:

Waterside Basin

Water Town

W44 8OA

Telephone: 07700 901999

Email: kimora@cruises.service

Website: www.cruisewithus.net



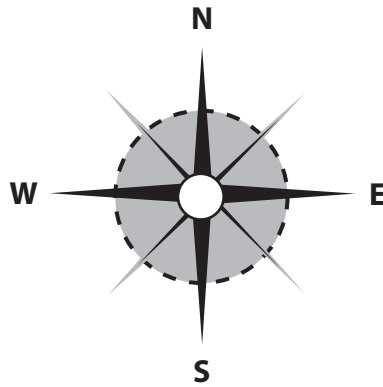
SECTION A

Task A1

Kimora needs a logo to be used on some of the company documents.

Task A1a

Kimora wants you to create this logo.



(6)

SAVE the logo as **CRUISE LOGO**

Task A1b

Kimora has an image that needs to be edited.

She has an image saved as **SHIP** in the **IMAGES** folder.

Open the image and edit the image so it looks like this:



(Source: © Pearson Asset Library)

Include the logo you created in **Task A1a** with a transparent background.

(2)

SAVE the edited image as **SHIP EDITED**

OPEN the document **EVIDENCE**

ENTER your name, candidate number and centre number.

Task A1c

Answer this question in the document **EVIDENCE**

Give **two** reasons why a logo is usually created using vector graphics.

(2)

RESAVE EVIDENCE

(Total for Task A1 = 10 marks)

Task A2

Kimora has collected information about the cruises booked.

Some information has been saved in the database **CRUISES**. The database has three tables.

The **CRUISE** table includes information about the cruises.

The structure of the **CRUISE** table is:

Field name	Data type	Description/Example
CRUISE ID	Text	Code to identify the cruise – primary key
CRUISE TYPE	Text	Cruise only or include a stay on land
DESTINATION	Text	Where the cruise will go
CRUISE NAME	Text	

The **GUEST** table includes information about the guests who have booked the cruises.

The structure of the **GUEST** table is:

Field name	Data type	Description/Example
GUEST ID	Text	Code to identify the guest – primary key
LAST NAME	Text	
EMAIL	Text	
CABIN CHOICE	Text	Balcony, Inside, Ocean View, Suite
NUMBER OF GUESTS	Number	

The **BOOKING** table includes information about the cruises and the guests who have booked the cruises.

The structure of the **BOOKING** table is:

Field name	Data type	Description/Example
BOOKING ID	AutoNumber	Code to identify the booking – primary key
CRUISE ID	Text	Code to identify the cruise
GUEST ID	Text	Code to identify the guest
HOLIDAY DATE	Date/time	Date of departure
HOLIDAY LENGTH (NIGHTS)	Number	Number of nights the guest is on the ship

Kimora wants to use a form to add extra guests to the **GUEST** table.

OPEN the **CRUISE** database.

Task A2a

Create a form for the **GUEST** table.

The form must:

- include the heading 'Guests for 2026 cruises'
- display the heading with:
 - width set to 7 cm and height set to 1 cm
 - a dark background
 - white text
 - a red border set to 2 pt
- include an automated date in the form header formatted to display as DD/MM/YYYY

(6)

SAVE the form as **GUEST FORM**

TAKE screenshots of your form in design view that show:

- the heading width set to 7 cm and height set to 1 cm
- a dark background with white text
- a red border set to 2 pt
- the date displayed in the form header.

PASTE the screenshots into document **EVIDENCE**

TAKE a screenshot of your form in form view.

PASTE the screenshot into document **EVIDENCE**

RESAVE EVIDENCE

Task A2b

Another guest has booked a holiday.

Use the **GUEST FORM** you created in **Task A2a** to add these details:

(2)

Field name	
GUEST ID	CR141
LAST NAME	JOSEF
EMAIL	JOSEF@CHAT.COM
CABIN CHOICE	SUITE
NUMBER OF GUESTS	2

RESAVE the form.

TAKE a screenshot of the completed form.

PASTE the screenshot into document **EVIDENCE**

RESAVE EVIDENCE

Task A2c

Kimora wants a list of guests that have booked their cruise:

- in March
- for 10 nights
- in a suite.

Create a query on the **BOOKING** and **GUEST** tables to produce the list.

(2)

SAVE the query as **MARCH QUERY**

TAKE a screenshot of the query design.

PASTE the screenshot into document **EVIDENCE**

RESAVE EVIDENCE

The list must:

- show only these fields in this order **BOOKING ID, CRUISE ID, EMAIL, LAST NAME**
- be sorted in ascending order of **HOLIDAY DATE**

(3)

DISPLAY the ordered and sorted results of the query.

TAKE a screenshot of the results.

PASTE the screenshot into document **EVIDENCE**

RESAVE EVIDENCE

Task A2d

Kimora wants some information on cruises.

The list must:

- include the guests who have booked CRUISE ONLY with a BALCONY
- show only these fields in this order **LAST NAME, NUMBER OF GUESTS, DESTINATION, CRUISE NAME** and **HOLIDAY DATE**

Create a query on the three tables to find the information.

SAVE the query as **CRUISE QUERY**

Kimora wants a database report based on the results from the **CRUISE QUERY**

Create a database report to display the results.

The database report must:

- be set to landscape
- have a suitable title with a dark background and white bold text
- show only the required fields
- group on **NUMBER OF GUESTS**
- include the date in the report header
- ensure no page numbers are displaying on the report
- set the field names to display with a shadowed effect
- ensure all data is visible.

(9)

SAVE the report as **CRUISE REPORT**

TAKE a screenshot of the report in print view. Make sure the complete report can be seen.

PASTE the screenshot into document **EVIDENCE**

RESAVE EVIDENCE

Task A2e

Answer these questions in the document **EVIDENCE**

- (i) Explain **one** reason why a lookup list has been included on the **DESTINATION** field in the **CRUISE** table. (2)
- (ii) Give **one** reason why a range check could have been used on the **HOLIDAY DATE** field. (1)

RESAVE EVIDENCE

(Total for Task A2 = 25 marks)

Task A3a

Kimora wants you to create two web pages for *Cruises'* new website. Content for the **HOME** page is stored in the file **WEB PAGE**

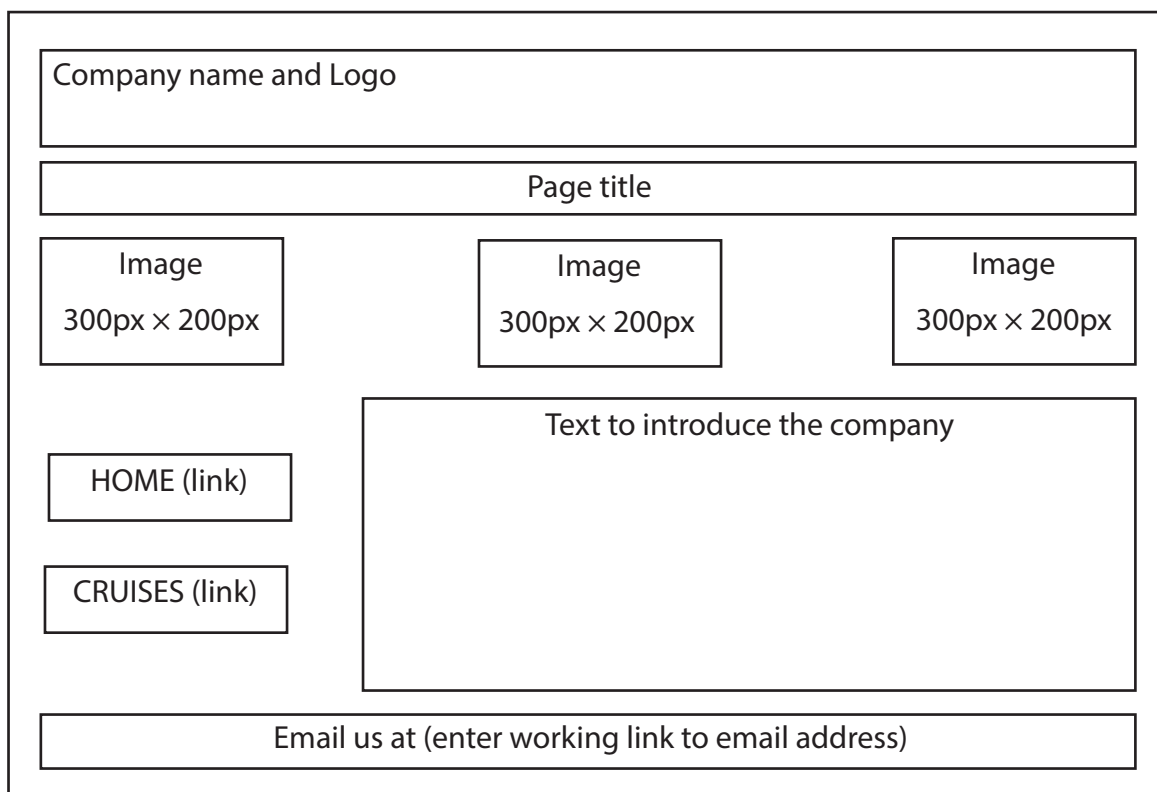
Create a folder to save your web pages and the assets you have used.

She wants you to create these two linked pages:

- HOME
- CRUISES

Both web pages must be saved as .html

(i) Create the **HOME** page based on this design:



Use this colour scheme:

Background colour – #E2E6E9 (RGB 226, 230, 233)

Text colour - #0D47A1 (RGB 13, 71, 161)

Use these HTML elements:

Company name <h1> and italics <i>

Page title <h2> and underline <u>

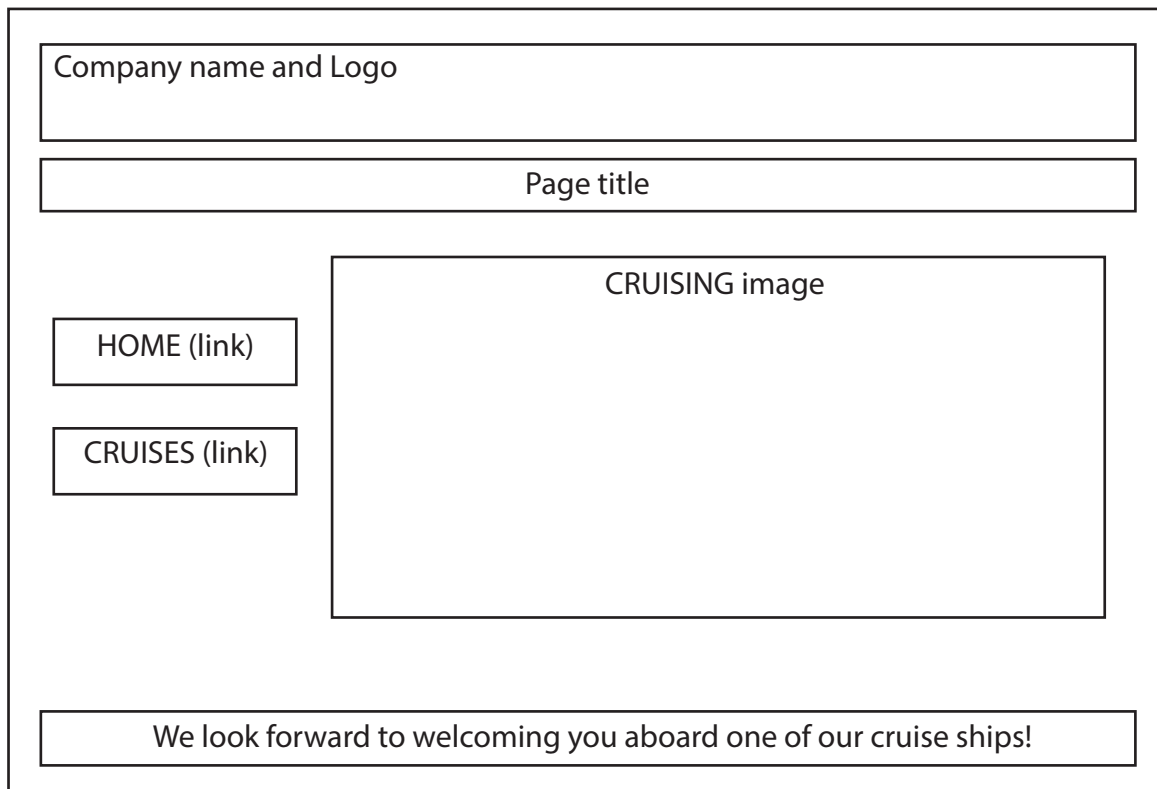
Introduction text <p>

Include three appropriate images from the **IMAGES** folder and position them as shown in the design.

(12)

SAVE the web page as **HOME**

(ii) Create the **CRUISING** page based on this design:



Use the same colour scheme and HTML elements for the company name and page title as the **HOME** page.

Include alt text for the **CRUISING** image.

(1)

SAVE the web page as **CRUISING**

Task A3b

Answer these questions in the document **EVIDENCE**

(i) Give **one** reason why it would be useful to create a template for a multi-page website.

(1)

(ii) Give **one** reason why alt text is used on images.

(1)

RESAVE EVIDENCE

(Total for Task A3 = 15 marks)

TOTAL FOR SECTION A = 50 MARKS

SECTION B

Task B1

Cruises offers cruises around the world.

The spreadsheet **CRUISE PAYMENTS** contains information on payments made for a cruise for one of the guests.

It has three worksheets called **COSTS**, **INFORMATION** and **CHART**

Some functions require you to use different worksheets.

OPEN the spreadsheet **CRUISE PAYMENTS**

Task B1a

- (i) Insert a new row at the top of the **COSTS** worksheet and enter the heading CRUISE COSTS (1)
- (ii) Merge and centre cells A1 to C1 (1)
- (iii) Unmerge row 3 (1)
- (iv) Format the **COSTS** worksheet to:
- use dark shading and white text for the heading
 - set the heading to font size 24
 - change the CRUISE DATE format to display as 27/08/2026
- (3)

Task B1b

Kimora wants you to use spreadsheet tools to analyse the data in the spreadsheet.

- (i) Use one spreadsheet function to display the cost in 2026 of the *CABIN UPGRADE* (4)
- (ii) Use a function to calculate the *TOTAL COST* (1)
- (iii) Use a formula to calculate the *COST WITH DEDUCTIONS* (2)
- (iv) If the date of the cruise is after July 2026 an additional 10% discount is given. If a discount is not given, the cell must be left blank. Use a function to display the value of discount that may be given. (4)
- (v) Enter a formula to calculate *FINAL AMOUNT TO PAY* (1)

Task B1c

Format the **COSTS** worksheet so that:

- currency values show the currency symbol (£) with two decimal places (1)
- cell A10 uses text wrap and the cell contents are fully displayed (1)
- only the cells that include data must have a border (1)
- row and column headings are displayed when the spreadsheet is printed. (1)

RESAVE CRUISE PAYMENTS

(Total for Task B1 = 22 marks)

Task B2

The chart on the **CHART** worksheet shows the upgrade costs. Format the chart to:

- include suitable axis titles
- edit the series labels with suitable names
- change the colours of the bars to two different shades of green. (3)

RESAVE CRUISE PAYMENTS

(Total for Task B2 = 3 marks)

Task B3

SAVE the spreadsheet as **FILTER**

Kimora wants to see some information.

- (i) Name the cell range A3 to C5 UPGRADES on the **INFORMATION** worksheet (1)
- (ii) Use a function to display the *AVERAGE UPGRADE COST* for 2026 (1)
- (iii) Filter the **INFORMATION** worksheet to show the UPGRADE COST for SUITE in 2025 and 2026. Make sure that *AVERAGE UPGRADE COST* is still visible. (2)

RESAVE FILTER

(Total for Task B3 = 4 marks)

Task B4

Answer these questions in the document **EVIDENCE**

	A	B
1	GUEST ID	CABIN CHOICE
2	CR101	BALCONY
3	CR102	OCEAN VIEW
4	CR103	SUITE
5	CR104	SUITE
6	CR105	SUITE
7	CR106	BALCONY
8	CR107	BALCONY
9	CR108	INSIDE
10	CR109	INSIDE
11	CR110	INSIDE
12	CR111	OCEAN VIEW
13	CR112	OCEAN VIEW
14	Number of Ocean View rooms booked	3

- (i) Write the function that has been used in cell B14 (2)
- (ii) Give the name of the function that counts the number of characters in a text string. (1)
- (iii) Explain **one** reason why the chart on the **CRUISE PAYMENTS** spreadsheet has series labels. (2)

RESAVE EVIDENCE

(Total for Task B4 = 5 marks)

Task B5

Kimora wants you to create an A4 fact sheet based on this layout.

Use the information in the **FACT SHEET INFORMATION** document.

CRUISES 2026	LOGO																
HEADING																	
TEXT 1	SUB-HEADING 2 TEXT 4																
SUB-HEADING 1 TEXT 2																	
TEXT 3	<table border="1"><tr><td colspan="2">White text Arial size 12</td></tr><tr><td colspan="2">Size 12 bold</td></tr><tr><td>Balcony</td><td>Inside</td></tr><tr><td>Ocean View</td><td>Suite</td></tr><tr><td colspan="2">Size 12 bold</td></tr><tr><td>Bars</td><td>Pools</td></tr><tr><td>Restaurants</td><td>Spa</td></tr><tr><td>Gym</td><td>Shops</td></tr></table>	White text Arial size 12		Size 12 bold		Balcony	Inside	Ocean View	Suite	Size 12 bold		Bars	Pools	Restaurants	Spa	Gym	Shops
White text Arial size 12																	
Size 12 bold																	
Balcony	Inside																
Ocean View	Suite																
Size 12 bold																	
Bars	Pools																
Restaurants	Spa																
Gym	Shops																
	To find out more – visit us at www.cruisewithus.net																
	SHAPES and CRUISES																

Create the fact sheet.

(16)

SAVE the document as **FACT SHEET**

(Total for Task B5 = 16 marks)

TOTAL FOR SECTION B = 50 MARKS
TOTAL FOR PAPER = 100 MARKS

BLANK PAGE



BLANK PAGE

